


THE SMALL PROFESSIONAL SENSOR.

Success is no big deal: the E-series M8.




The E-series M 8 can be optimally used in sensor devices and actuator devices in automation equipment, packing industry and logistics, conveyor technology and robotics, automatic assembly machines and machine tools, presses and automatic punching machines as well as in control systems for machines and installations. And of course in all other areas when a plug simply has to render higher performance: for connecting inductive or capacitive proximity switches, photoelectric barriers, flow monitoring devices, momentary-contact position switches and pressure switches and limit switches, AS interface bus components and actuator and sensor distributors.

In this connection, the innovative circular connectors have impressive resilient qualities apart from its high-performance technology, since it is protected against dust and water during submersion and resistant to many oils and chemicals.

With its plug design as per IEC 60947-5-2, the E-series M 8 today has everything that is expected of it in textile manufacturing or in racking installations.

Two model designs for every application: Hirschmann offers circular connectors of the E-series M 8 with an IP 67 snap-lock or IP 68 threaded coupling nut design.






PROGRAM SURVEY E-SERIES M8

CIRCULAR CONNECTOR M8

Cable socket					
integrally molded lead				self-assembly	
snap locking		screw locking		screw locking	
straight	angled	straight	angled	straight	angled
without LED 3-pole from page 14 4-pole from page 15	without LED 3-pole from page 15 4-pole from page 16	without LED 3-pole from page 18 4-pole from page 19	without LED 3-pole from page 19 4-pole from page 20	without LED 3-pole from page 22 4-pole from page 22	without LED 3-pole from page 23 4-pole from page 23
	with LED 3-pole from page 17		with LED 3-pole from page 21		

Cable plug					Appl. socket	Appliance connector	
integrally			self-assembly		front panel mounting	front panel mounting	press-in fit/ sensor tube
snap and screw locking		screw locking		screw locking		screw locking	screw locking
straight		straight	angled	straight	angled	snap and screw locking	
3-pole from page 24 4-pole from page 25	3-pole from page 26 4-pole from page 27	3-pole from page 27 4-pole from page 28	3-pole from page 29 4-pole from page 29	3-pole from page 30 4-pole from page 30	3-pole from page 31 4-pole from page 31	3-pole from page 32 4-pole from page 32	3-pole from page 33 4-pole from page 34



CIRCULAR CONNECTORS E-SERIES M8



Cable socket with integrally molded lead




WITH SNAP LOCKING

Product description							
Description	Straight cable socket, with integrally molded lead, snap locking	Straight cable socket, with integrally molded lead, snap locking		Straight cable socket, with integrally molded lead, snap locking	Straight cable socket, with integrally molded lead, snap locking	Angled cable socket, with integrally molded lead, snap locking	Angled cable socket, with integrally molded lead, snap locking
Type	ELKA-K 3308 PVC 025 2m	ELKA-K 3308 PUR 025 2m		ELKA-K 4408 PVC 025 2m	ELKA-K 4408 PUR 025 2m	ELWIKA-K 3308 PVC 025 2m	ELWIKA-K 3308 PUR 025 2m
Order No.	933 661-041	933 669-021		933 662-041	933 670-021	933 657-041	933 665-021
Other standard types	cable material PVC 025: cable length 5 m, order no. 933 661-042; cable material PUR 025: cable length 2 m, order no. 933 669-021; cable length 5 m, order no. 933 669-022	cable material PUR 025: cable length 5 m, order no. 933 669-022; cable material PVC 025: cable length 2 m, order no. 933 661-041; cable length 5 m, order no. 933 661-042		cable material PVC 025: cable length 5 m, order no. 933 662-042; cable material PUR 025: cable length 2 m, order no. 933 670-021; cable length 5 m, order no. 933 670-022	cable material PUR 025: cable length 5 m, order no. 933 670-022; cable material PVC 025: cable length 2 m, order no. 933 662-041; cable length 5 m, order no. 933 662-042	cable material PVC 025: cable length 5 m, order no. 933 657-042; cable material PUR 025: cable length 2 m, order no. 933 665-021; cable length 5 m, order no. 933 665-022	cable material PUR 025: cable length 5 m, order no. 933 665-022; cable material PVC 025: cable length 2 m, order no. 933 657-041; cable length 5 m, order no. 933 657-042
Type of contact	female	female		female	female	female	female
Number of contacts	3	3		4	4	3	3
Cable material	PVC	PUR/PVC		PVC	PUR/PVC	PVC	PUR/PVC
Cable color	black	black		black	black	black	black
Cable length	2 m	2 m		2 m	2 m	2 m	2 m
Conductor size	0.25 mm ²	0.25 mm ²		0.25 mm ²	0.25 mm ²	0.25 mm ²	0.25 mm ²
Cable specification	high flexible lead	high flexible lead		high flexible lead	high flexible lead	high flexible lead	high flexible lead
Cable type	LiYY	LiYY		LiYY	LiYY	LiYY	LiYY
Standard	IEC 61076-2-101 (Ed. 1)/ IEC 60947-5-2	IEC 61076-2-101 (Ed. 1)/ IEC 60947-5-2		IEC 61076-2-101 (Ed. 1)/ IEC 60947-5-2	IEC 61076-2-101 (Ed. 1)/ IEC 60947-5-2	IEC 61076-2-101 (Ed. 1)/ IEC 60947-5-2	IEC 61076-2-101 (Ed. 1)/ IEC 60947-5-2
Housing Color	black	black		black	black	black	black
Description of Wiring							
Circuit							
LED color							
Drawing							
Technical data							
Wire stranding	32 x 0.1	32 x 0.1		32 x 0.1	32 x 0.1	32 x 0.1	32 x 0.1
Rated voltage	60 V AC/DC	60 V AC/DC		60 V AC/DC	60 V AC/DC	60 V AC/DC	60 V AC/DC
Rated current	4 A	4 A		4 A	4 A	4 A	4 A
Material							
Contact material	Cu Sn 6	Cu Sn 6		Cu Sn 6	Cu Sn 6	Cu Sn 6	Cu Sn 6
Contact surface material	Au	Au		Au	Au	Au	Au
Contact bearer material	PA natural-colored	PA natural-colored		PA natural-colored	PA natural-colored	PA natural-colored	PA natural-colored
Housing material	PUR	PUR		PUR	PUR	PUR	PUR
Environmental conditions							
Protection class (IEC 60529)	IP 67	IP 67		IP 67	IP 67	IP 67	IP 67
Pollution severity	3	3		3	3	3	3
Temperature range	-25 °C to +90 °C	-25 °C to +90 °C		-25 °C to +90 °C	-25 °C to +90 °C	-25 °C to +90 °C	-25 °C to +90 °C
Inflammability class							
Housing	94 V-2	94 V-2		94 V-2	94 V-2	94 V-2	94 V-2
Cable	VDE 0472 part 804	VDE 0472 part 804		VDE 0472 part 804	VDE 0472 part 804	VDE 0472 part 804	VDE 0472 part 804
Contact bearer	94 V-2	94 V-2		94 V-2	94 V-2	94 V-2	94 V-2
Approvals							
UL	UL	UL		UL	UL	UL	UL
Packaging unit							
Packaging unit	50 pieces	50 pieces		50 pieces	50 pieces	50 pieces	50 pieces



CIRCULAR CONNECTORS E-SERIES M8

Cable socket with integrally molded lead



WITH SNAP LOCKING

Product description	ELWIKA-K 4408 PVC 025 2m	ELWIKA-K 4408 PUR 025 2m	ELWIKA-K 3308 PS/A PVC 025 2m	ELWIKA-K 3308 PS/A PUR 025 2m
Description	Angled cable socket, with integrally molded lead, snap locking	Angled cable socket, with integrally molded lead, snap locking	Angled cable socket, with integrally molded lead, snap locking, LED display	Angled cable socket, with integrally molded lead, snap locking, LED display
Type	ELWIKA-K 4408 PVC 025 2m	ELWIKA-K 4408 PUR 025 2m	ELWIKA-K 3308 PS/A PVC 025 2m	ELWIKA-K 3308 PS/A PUR 025 2m
Order No.	933 658-041	933 666-021	933 660-041	933 668-021
Other standard types	cable material PVC 025: cable length 5 m, order no. 933 658-042; cable material PUR 025: cable length 2 m, order no. 933 666-021; cable length 5 m, order no. 933 666-022	cable material PUR 025: cable length 5 m, order no. 933 666-022; cable material PVC 025: cable length 2 m, order no. 933 658-041; cable length 5 m, order no. 933 658-042	cable material PVC 025: cable length 5 m, order no. 933 660-042; cable material PUR 025: cable length 2 m, order no. 933 668-021; cable length 5 m, order no. 933 668-022	cable material PUR 025: cable length 5 m, order no. 933 668-022; cable material PVC 025: cable length 2 m, order no. 933 660-041; cable length 5 m, order no. 933 660-042
Type of contact	female	female	female	female
Number of contacts	4	4	3	3
Cable material	PVC	PUR/PVC	PVC	PUR/PVC
Cable color	black	black	black	black
Cable length	2 m	2 m	2 m	2 m
Conductor size	0.25 mm ²	0.25 mm ²	0.25 mm ²	0.25 mm ²
Cable specification	high flexible lead	high flexible lead	high flexible lead	high flexible lead
Cable type	LiYY	LiY11Y	LiYY	LiY11Y
Standard	IEC 61076-2-101 (Ed. 1)/ IEC 60947-5-2	IEC 61076-2-101 (Ed. 1)/ IEC 60947-5-2	IEC 61076-2-101 (Ed. 1)/ IEC 60947-5-2	IEC 61076-2-101 (Ed. 1)/ IEC 60947-5-2
Housing Color	black	black	transparent	transparent
Description of Wiring				
Circuit			PNP/normally open	PNP/normally open
LED color			LED green = power, LED yellow = switch state	LED green = power, LED yellow = switch state
Drawing				
Technical data				
Wire stranding	32 x 0.1	32 x 0.1	32 x 0.1	32 x 0.1
Rated voltage	60 V AC/DC	60 V AC/DC	10 V to 30 V DC	10 V to 30 V DC
Rated current	4 A	4 A	4 A	4 A
Material				
Contact material	Cu Sn 6	Cu Sn 6	Cu Sn 6	Cu Sn 6
Contact surface material	Au	Au	Au	Au
Contact bearer material	PA natural-colored	PA natural-colored	PA	PA
Housing material	PUR	PUR	PUR	PUR
Environmental conditions				
Protection class (IEC 60529)	IP 67	IP 67	IP 67	IP 67
Pollution severity	3	3	3	3
Temperature range	-25 °C to +90 °C	-25 °C to +90 °C	-25 °C to +90 °C	-25 °C to +90 °C
Inflammability class				
Housing	94 V-2	94 V-2	94 V-2	94 V-2
Cable	VDE 0472 part 804	VDE 0472 part 804	VDE 0472 part 804	VDE 0472 part 804
Contact bearer	94 V-2	94 V-2	94 V-2	94 V-2
Approvals				
UL	UL	UL	UL	UL
Packaging unit				
Packaging unit	50 pieces	50 pieces	50 pieces	50 pieces

CIRCULAR CONNECTORS E-SERIES M8



Straight cable socket with integrally molded lead




WITH SCREW LOCKING

Product description	ELKA-KV 3308 PVC 025 2m	ELKA-KV 3308 PUR 025 2m	ELKA-KV 4408 PVC 025 2m	ELKA-KV 4408 PUR 025 2m	ELWIKA-KV 3308 PVC 025 2m	ELWIKA-KV 3308 PUR 025 2m	
Description	Straight cable socket, with integrally molded lead, self-securing lock nut	Straight cable socket, with integrally molded lead, self-securing lock nut		Straight cable socket, with integrally molded lead, self-securing lock nut	Straight cable socket, with integrally molded lead, self-securing lock nut	Angled cable socket, with integrally molded lead, self-securing lock nut	Angled cable socket, with integrally molded lead, self-securing lock nut
Type	ELKA-KV 3308 PVC 025 2m	ELKA-KV 3308 PUR 025 2m		ELKA-KV 4408 PVC 025 2m	ELKA-KV 4408 PUR 025 2m	ELWIKA-KV 3308 PVC 025 2m	ELWIKA-KV 3308 PUR 025 2m
Order No.	933 151-041	933 357-021		933 152-041	933 358-021	933 140-041	933 353-021
Other standard types	cable material PVC 025: cable length 5 m, order no. 933 151-042; cable material PUR 025: cable length 2 m, order no. 933 357-021; cable length 5 m, order no. 933 357-022; cable length 10 m, order no. 933 357-023	cable material PUR 025: cable length 5 m, order no. 933 357-022; cable length 10 m, order no. 933 357-023; cable material PVC 025: cable length 5 m, order no. 933 151-041; cable length 10 m, order no. 933 151-042		cable material PVC 025: cable length 5 m, order no. 933 152-042; cable material PUR 025: cable length 2 m, order no. 933 358-021; cable length 5 m, order no. 933 358-022	cable material PUR 025: cable length 5 m, order no. 933 358-022; cable material PVC 025: cable length 2 m, order no. 933 152-041; cable length 5 m, order no. 933 152-042	cable material PVC 025: cable length 5 m, order no. 933 140-042; cable material PUR 025: cable length 2 m, order no. 933 353-021; cable length 5 m, order no. 933 353-022	cable material PUR 025: cable length 5 m, order no. 933 353-022; cable material PVC 025: cable length 2 m, order no. 933 140-041; cable length 5 m, order no. 933 140-042
Type of contact	female	female		female	female	female	female
Number of contacts	3	3		4	4	3	3
Cable material	PVC	PUR/PVC		PVC	PUR/PVC	PVC	PUR/PVC
Cable color	black	black		black	black	black	black
Cable length	2 m	2 m		2 m	2 m	2 m	2 m
Conductor size	0.25 mm ²	0.25 mm ²		0.25 mm ²	0.25 mm ²	0.25 mm ²	0.25 mm ²
Cable specification	high flexible lead	high flexible lead		high flexible lead	high flexible lead	high flexible lead	high flexible lead
Cable type	LiY11Y	LiY11Y		LiY11Y	LiY11Y	LiY11Y	LiY11Y
Standard	IEC 61076-2-101 (Ed. 1)/ IEC 60947-5-2	IEC 61076-2-101 (Ed. 1)/ IEC 60947-5-2		IEC 61076-2-101 (Ed. 1)/ IEC 60947-5-2	IEC 61076-2-101 (Ed. 1)/ IEC 60947-5-2	IEC 61076-2-101 (Ed. 1)/ IEC 60947-5-2	IEC 61076-2-101 (Ed. 1)/ IEC 60947-5-2
Housing Color	black	black		black	black	black	black
Description of Wiring							
Circuit							
LED color							
Drawing							
Technical data							
Wire stranding	32 x 0.1	32 x 0.1		32 x 0.1	32 x 0.1	32 x 0.1	32 x 0.1
Rated voltage	60 V AC/DC	60 V AC/DC		60 V AC/DC	60 V AC/DC	60 V AC/DC	60 V AC/DC
Rated current	4 A	4 A		4 A	4 A	4 A	4 A
Material							
Contact material	Cu Sn 6	Cu Sn 6		Cu Sn 6	Cu Sn 6	Cu Sn 6	Cu Sn 6
Contact surface material	Au	Au		Au	Au	Au	Au
Contact bearer material	PA natural-colored	PA natural-colored		PA natural-colored	PA natural-colored	PA natural-colored	PA natural-colored
Housing material	PUR	PUR		PUR	PUR	PUR	PUR
Coupling nut material	Zn Al/Ni	Zn Al/Ni		Zn Al/Ni	Zn Al/Ni	Zn Al/Ni	Zn Al/Ni
Gasket	Viton	Viton		Viton	Viton	Viton	Viton
Environmental conditions							
Protection class (IEC 60529)	IP 68	IP 68		IP 68	IP 68	IP 68	IP 68
Pollution severity	3	3		3	3	3	3
Temperature range	-25 °C to +90 °C	-25 °C to +90 °C		-25 °C to +90 °C	-25 °C to +90 °C	-25 °C to +90 °C	-25 °C to +90 °C
Inflammability class							
Housing	94 V-2	94 V-2		94 V-2	94 V-2	94 V-2	94 V-2
Cable	VDE 0472 part 804	VDE 0472 part 804		VDE 0472 part 804	VDE 0472 part 804	VDE 0472 part 804	VDE 0472 part 804
Contact bearer	94 V-2	94 V-2		94 V-2	94 V-2	94 V-2	94 V-2
Approvals							
UL	UL	UL		UL	UL	UL	UL
Packaging unit							
Packaging unit	50 pieces	50 pieces		50 pieces	50 pieces	50 pieces	50 pieces

CIRCULAR CONNECTORS E-SERIES M8

Straight cable socket with integrally molded lead




WITH SCREW LOCKING

Product description	ELWIKA-KV 4408 PVC 025 2m	ELWIKA-KV 4408 PUR 025 2m	ELWIKA-KV 3308 PS/A PVC 025 2m	ELWIKA-KV 3308 PS/A PUR 025 2m
Description	Angled cable socket, with integrally molded lead, selfsecuring lock nut	Angled cable socket, with integrally molded lead, selfsecuring lock nut	Angled cable socket, with integrally molded lead, selfsecuring lock nut, LED display	Angled cable socket, with integrally molded lead, selfsecuring lock nut, LED display
Type	ELWIKA-KV 4408 PVC 025 2m	ELWIKA-KV 4408 PUR 025 2m	ELWIKA-KV 3308 PS/A PVC 025 2m	ELWIKA-KV 3308 PS/A PUR 025 2m
Order No.	933 145-041	933 356-021	933 143-041	933 355-021
Other standard types	cable material PVC 025: cable length 5 m, order no. 933 145-042; cable material PUR 025: cable length 2 m, order no. 933 356-021; cable length 5 m, order no. 933 356-022	cable material PUR 025: cable length 5 m, order no. 933 356-022; cable material PVC 025: cable length 2 m, order no. 933 145-041; cable length 5 m, order no. 933 145-042	cable material PVC 025: cable length 5 m, order no. 933 143-042; cable material PUR 025: cable length 2 m, order no. 933 355-021; cable length 5 m, order no. 933 355-022	cable material PUR 025: cable length 5 m, order no. 933 355-022; cable material PVC 025: cable length 2 m, order no. 933 143-041; cable length 5 m, order no. 933 143-042
Type of contact	female	female	female	female
Number of contacts	4	4	3	3
Cable material	PVC	PUR/PVC	PVC	PUR/PVC
Cable color	black	black	black	black
Cable length	2 m	2 m	2 m	2 m
Conductor size	0.25 mm ²	0.25 mm ²	0.25 mm ²	0.25 mm ²
Cable specification	high flexible lead	high flexible lead	high flexible lead	high flexible lead
Cable type	LiY11Y	LiY11Y	LiY	LiY11Y
Standard	IEC 61076-2-101 (Ed. 1)/ IEC 60947-5-2	IEC 61076-2-101 (Ed. 1)/ IEC 60947-5-2	IEC 61076-2-101 (Ed. 1)/ IEC 60947-5-2	IEC 61076-2-101 (Ed. 1)/ IEC 60947-5-2
Housing Color	black	black	transparent	transparent
Description of Wiring				
Circuit			PNP/normally open	PNP/normally open
LED color			LED green = power, LED yellow = switch state	LED green = power, LED yellow = switch state
Drawing				
Technical data				
Wire stranding	32 x 0.1	32 x 0.1	32 x 0.1	32 x 0.1
Rated voltage	60 V AC/DC	60 V AC/DC	10 V to 30 V DC	10 V to 30 V DC
Rated current	4 A	4 A	4 A	4 A
Material				
Contact material	Cu Sn 6	Cu Sn 6	Cu Sn 6	Cu Sn 6
Contact surface material	Au	Au	Au	Au
Contact bearer material	PA natural-colored	PA natural-colored	PA	PA
Housing material	PUR	PUR	PUR	PUR
Coupling nut material	Zn Al/Ni	Zn Al/Ni	Zn Al/Ni	Zn Al/Ni
Gasket	Viton	Viton	Viton	Viton
Environmental conditions				
Protection class (IEC 60529)	IP 68	IP 68	IP 68	IP 68
Pollution severity	3	3	3	3
Temperature range	-25 °C to +90 °C	-25 °C to +90 °C	-25 °C to +90 °C	-25 °C to +90 °C
Inflammability class				
Housing	94 V-2	94 V-2	94 V-2	94 V-2
Cable	VDE 0472 part 804	VDE 0472 part 804	VDE 0472 part 804	VDE 0472 part 804
Contact bearer	94 V-2	94 V-2	94 V-2	94 V-2
Approvals				
UL	UL	UL	UL	UL
Packaging unit				
Packaging unit	50 pieces	50 pieces	50 pieces	50 pieces

CIRCULAR CONNECTORS E-SERIES M8

MiniQuick, fast connection, cable socket self-assembled



WITH SCREW LOCKING

Product description		Straight cable socket, unassembled, strain relief by means of clamping cage		Angled cable socket, unassembled, strain relief by means of clamping cage	
Description		Straight cable socket, unassembled, strain relief by means of clamping cage	Straight cable socket, unassembled, strain relief by means of clamping cage	Angled cable socket, unassembled, strain relief by means of clamping cage	Angled cable socket, unassembled, strain relief by means of clamping cage
Type		ELKA 3008 V	ELKA 4008 V	ELWIKA 3008 V	ELWIKA 4008 V
Order No.		933 366-100	933 367-100	933 368-100	933 369-100
Type of contact		female	female	female	female
Number of contacts		3	4	3	4
Cable gland		M 9.5 x 1 diameter max. 5.5 mm	M 9.5 x 1 diameter max. 5.5 mm	M 9.5 x 1 diameter max. 5.5 mm	M 9.5 x 1 diameter max. 5.5 mm
Conductor size					
Standard		IEC 61076-2-101 (Ed. 1)/ IEC 60947-5-2	IEC 61076-2-101 (Ed. 1)/ IEC 60947-5-2	IEC 61076-2-101 (Ed. 1)/ IEC 60947-5-2	IEC 61076-2-101 (Ed. 1)/ IEC 60947-5-2
Housing Color		black	black	black	black
Drawing					
Technical data					
Rated voltage		60 V AC/DC	60 V AC/DC	60 V AC/DC	60 V AC/DC
Rated current		4 A (2 A at 0.14 mm ²)	4 A (2 A at 0.14 mm ²)	4 A (2 A at 0.14 mm ²)	4 A (2 A at 0.14 mm ²)
Type of termination		pin penetration	pin penetration	pin penetration	pin penetration
Suitable cables		diameter 4 mm to 5 mm / 0.14 mm ² to 0.34 mm ²	diameter 4 mm to 5 mm / 0.14 mm ² to 0.34 mm ²	diameter 4 mm to 5 mm / 0.14 mm ² to 0.34 mm ²	diameter 4 mm to 5 mm / 0.14 mm ² to 0.34 mm ²
Core insulation of connecting leads		PVC, PETP, diameter 1.0 mm to 1.55 mm	PVC, PETP, diameter 1.0 mm to 1.55 mm	PVC, PETP, diameter 1.0 mm to 1.55 mm	PVC, PETP, diameter 1.0 mm to 1.55 mm
Material					
Contact material		Cu Sn	Cu Sn	Cu Sn	Cu Sn
Contact surface material		Au	Au	Au	Au
Contact bearer material		PA	PA	PA	PA
Housing material		PA	PA	PA	PA
Coupling nut material		Zn Al/Ni	Zn Al/Ni	Zn Al/Ni	Zn Al/Ni
Gasket		Viton / NBR	Viton / NBR	Viton / NBR	Viton / NBR
Environmental conditions					
Protection class (IEC 60529)		IP 67	IP 67	IP 67	IP 67
Pollution severity		3	3	3	3
Temperature range		-25 °C to +70 °C	-25 °C to +70 °C	-25 °C to +70 °C	-25 °C to +70 °C
Inflammability class					
Housing		94 V-2	94 V-2	94 V-2	94 V-2
Contact bearer		94 V-2	94 V-2	94 V-2	94 V-2
Approvals					
UL					
Packaging unit					
Packaging unit		100 pieces	100 pieces	100 pieces	100 pieces



CIRCULAR CONNECTORS E-SERIES M8

Straight cable plug with integrally molded lead



WITH SNAP OR SCREW LOCKING

Product description							
Description	Straight cable plug, with integrally molded lead, snap or screw locking	Straight cable plug, with integrally molded lead, snap or screw locking		Straight cable plug, with integrally molded lead, snap or screw locking	Straight cable plug, with integrally molded lead, snap or screw locking		
Type	ELST-K 3308 PVC 025 2m	ELST-K 3308 PUR 025 2m		ELST-K 4408 PVC 025 2m	ELST-K 4408 PUR 025 2m		
Order No.	933 663-041	933 671-021		933 664-041	933 672-021		
Other standard types	cable material PVC 025: cable length 5 m, order no. 933 663-042; cable material PUR 025: cable length 2 m, order no. 933 671-021; cable length 5 m, order no. 933 671-022	cable material PUR 025: cable length 5 m, order no. 933 671-022; cable material PVC 025: cable length 2 m, order no. 933 663-041; cable length 5 m, order no. 933 663-042		cable material PVC 025: cable length 5 m, order no. 933 664-042; cable material PUR 025: cable length 2 m, order no. 933 672-021; cable length 5 m, order no. 933 672-022	cable material PUR 025: cable length 5 m, order no. 933 672-022; cable material PVC 025: cable length 2 m, order no. 933 664-041; cable length 5 m, order no. 933 664-042		
Type of contact	male	male		male	male		
Number of contacts	3	3		4	4		
Cable material	PVC	PUR/PVC		PVC	PUR/PVC		
Cable color	black	black		black	black		
Cable length	2 m	2 m		2 m	2 m		
Conductor size	0.25 mm ²	0.25 mm ²		0.25 mm ²	0.25 mm ²		
Cable specification	high flexible lead	high flexible lead		high flexible lead	high flexible lead		
Cable type	LiYY	LiY11Y		LiYY	LiY11Y		
Standard	IEC 61076-2-101 (Ed. 1)/ IEC 60947-5-2	IEC 61076-2-101 (Ed. 1)/ IEC 60947-5-2		IEC 61076-2-101 (Ed. 1)/ IEC 60947-5-2	IEC 61076-2-101 (Ed. 1)/ IEC 60947-5-2		
Housing Color	black	black		black	black		
Drawing							
Technical data							
Pin dimensions	1 mm	1 mm		1 mm	1 mm		
Wire stranding	32 x 0.1	32 x 0.1		32 x 0.1	32 x 0.1		
Rated voltage	60 V AC/DC	60 V AC/DC		60 V AC/DC	60 V AC/DC		
Rated current	4 A	4 A		4 A	4 A		
Material							
Contact material	Cu Sn 6	Cu Sn 6		Cu Sn 6	Cu Sn 6		
Contact surface material	Au	Au		Au	Au		
Contact bearer material	PUR black	PUR black		PUR black	PUR black		
Housing material	PUR	PUR		PUR	PUR		
Environmental conditions							
Protection class (IEC 60529)	IP 67	IP 67		IP 67	IP 67		
Pollution severity	3	3		3	3		
Temperature range	-25 °C to +90 °C	-25 °C to +90 °C		-25 °C to +90 °C	-25 °C to +90 °C		
Inflammability class							
Housing	94 V-2	94 V-2		94 V-2	94 V-2		
Cable	VDE 0472 part 804	VDE 0472 part 804		VDE 0472 part 804	VDE 0472 part 804		
Contact bearer	94 V-2	94 V-2		94 V-2	94 V-2		
Approvals							
UL	UL	UL		UL	UL		
Packaging unit							
Packaging unit	50 pieces	50 pieces		50 pieces	50 pieces		

CIRCULAR CONNECTORS E-SERIES M8



Cable plug with integrally molded lead




WITH SCREW LOCKING

Product description	ELST-KV 3308 PVC 025 2m	ELST-KV 3308 PUR 025 2m	ELST-KV 4408 PVC 025 2m	ELST-KV 4408 PUR 025 2m	ELWIST-KV 3308 PVC 025 2m	ELWIST-KV 3308 PUR 025 2m	
Description	Straight cable plug, with integrally molded lead, self-securing lock nut	Straight cable plug, with integrally molded lead, self-securing lock nut		Straight cable plug, with integrally molded lead, self-securing lock nut	Straight cable plug, with integrally molded lead, self-securing lock nut	Angled cable plug, with integrally molded lead, self-securing lock nut	Angled cable plug, with integrally molded lead, self-securing lock nut
Type	ELST-KV 3308 PVC 025 2m	ELST-KV 3308 PUR 025 2m		ELST-KV 4408 PVC 025 2m	ELST-KV 4408 PUR 025 2m	ELWIST-KV 3308 PVC 025 2m	ELWIST-KV 3308 PUR 025 2m
Order No.	933 345-041	933 346-021		933 347-041	933 348-021	933 372-041	933 373-021
Other standard types	cable material PVC 025: cable length 5 m, order no. 933 345-042; cable material PUR 025: cable length 2 m, order no. 933 346-021; cable length 5 m, order no. 933 346-022	cable material PUR 025: cable length 5 m, order no. 933 346-022; cable material PVC 025: cable length 2 m, order no. 933 345-041; cable length 5 m, order no. 933 345-042		cable material PVC 025: cable length 5 m, order no. 933 347-042; cable material PUR 025: cable length 2 m, order no. 933 348-021; cable length 5 m, order no. 933 348-022	cable material PUR 025: cable length 5 m, order no. 933 348-022; cable material PVC 025: cable length 2 m, order no. 933 347-041; cable length 5 m, order no. 933 347-042	cable material PVC 025: cable length 5 m, order no. 933 372-042; cable material PUR 025: cable length 2 m, order no. 933 373-021; cable length 5 m, order no. 933 373-022	cable material PUR 025: cable length 5 m, order no. 933 373-022; cable material PVC 025: cable length 2 m, order no. 933 372-041; cable length 5 m, order no. 933 372-042
Type of contact	male	male		male	male	male	male
Number of contacts	3	3		4	4	3	3
Cable material	PVC	PUR/PVC		PVC	PUR/PVC	PVC	PUR/PVC
Cable color	black	black		black	black	black	black
Cable length	2 m	2 m		2 m	2 m	2 m	2 m
Conductor size	0.25 mm ²	0.25 mm ²		0.25 mm ²	0.25 mm ²	0.25 mm ²	0.25 mm ²
Cable specification	high flexible lead	high flexible lead		high flexible lead	high flexible lead	high flexible lead	high flexible lead
Cable type	LiY1Y	LiY1Y		LiY	LiY1Y	LiYY	LiY1Y
Standard	IEC 61076-2-101 (Ed. 1)/ IEC 60947-5-2	IEC 61076-2-101 (Ed. 1)/ IEC 60947-5-2		IEC 61076-2-101 (Ed. 1)/ IEC 60947-5-2	IEC 61076-2-101 (Ed. 1)/ IEC 60947-5-2	IEC 61076-2-101 (Ed. 1)/ IEC 60947-5-2	IEC 61076-2-101 (Ed. 1)/ IEC 60947-5-2
Housing Color	black	black		black	black	black	black
Drawing							
Technical data							
Pin dimensions	1 mm	1 mm		1 mm	1 mm	1 mm	1 mm
Wire stranding	32 x 0.1	32 x 0.1		32 x 0.1	32 x 0.1	32 x 0.1	32 x 0.1
Rated voltage	60 V AC/DC	60 V AC/DC		60 V AC/DC	60 V AC/DC	60 V AC/DC	60 V AC/DC
Rated current	4 A	4 A		4 A	4 A	4 A	4 A
Material							
Contact material	Cu Sn 6	Cu Sn 6		Cu Sn 6	Cu Sn 6	Cu Sn 6	Cu Sn 6
Contact surface material	Au	Au		Au	Au	Au	Au
Contact bearer material	PA	PA		PA	PA	PA	PA
Housing material	PUR	PUR		PUR	PUR	PUR	PUR
Coupling nut material	Zn Al/Ni	Zn Al/Ni		Zn Al/Ni	Zn Al/Ni	Zn Al/Ni	Zn Al/Ni
Gasket	Viton	Viton		Viton	Viton	Viton	Viton
Environmental conditions							
Protection class (IEC 60529)	IP 68	IP 68		IP 68	IP 68	IP 68	IP 68
Pollution severity	3	3		3	3	3	3
Temperature range	-25 °C to +90 °C	-25 °C to +90 °C		-25 °C to +90 °C	-25 °C to +90 °C	-25 °C to +90 °C	-25 °C to +90 °C
Inflammability class							
Housing	94 V-2	94 V-2		94 V-2	94 V-2	94 V-2	94 V-2
Cable	VDE 0472 part 804	VDE 0472 part 804		VDE 0472 part 804	VDE 0472 part 804	VDE 0472 part 804	VDE 0472 part 804
Contact bearer	94 V-2	94 V-2		94 V-2	94 V-2	94 V-2	94 V-2
Approvals							
UL	UL	UL		UL	UL	UL	UL
Packaging unit							
Packaging unit	50 pieces	50 pieces		50 pieces	50 pieces	50 pieces	50 pieces

CIRCULAR CONNECTORS E-SERIES M8

Cable plug with integrally molded lead



WITH SCREW LOCKING

Product description	ELWIST-KV 4408 PVC 025 2m	ELWIST-KV 4408 PUR 025 2m
Description	Angled cable plug, with integrally molded lead, self-securing lock nut	Angled cable plug, with integrally molded lead, self-securing lock nut
Type	ELWIST-KV 4408 PVC 025 2m	ELWIST-KV 4408 PUR 025 2m
Order No.	933 374-041	933 375-021
Other standard types	cable material PVC 025: cable length 5 m, order no. 933 374-042; cable material PUR 025: cable length 2 m, order no. 933 375-021; cable length 5 m, order no. 933 375-022	cable material PUR 025: cable length 5 m, order no. 933 375-022; cable material PVC 025: cable length 2 m, order no. 933 374-041; cable length 5 m, order no. 933 374-042
Type of contact	male	male
Number of contacts	4	4
Cable material	PVC	PUR/PVC
Cable color	black	black
Cable length	2 m	2 m
Conductor size	0.25 mm ²	0.25 mm ²
Cable specification	high flexible lead	high flexible lead
Cable type	LiY11Y	LiY11Y
Standard	IEC 61076-2-101 (Ed. 1)/ IEC 60947-5-2	IEC 61076-2-101 (Ed. 1)/ IEC 60947-5-2
Housing Color	black	black
Drawing		
Technical data		
Pin dimensions	1 mm	1 mm
Wire stranding	32 x 0.1	32 x 0.1
Rated voltage	60 V AC/DC	60 V AC/DC
Rated current	4 A	4 A
Material		
Contact material	Cu Sn 6	Cu Sn 6
Contact surface material	Au	Au
Contact bearer material	PA	PA
Housing material	PUR	PUR
Coupling nut material	Zn Al/Ni	Zn Al/Ni
Gasket	Viton	Viton
Environmental conditions		
Protection class (IEC 60529)	IP 68	IP 68
Pollution severity	3	3
Temperature range	-25 °C to +90 °C	-25 °C to +90 °C
Inflammability class		
Housing	94 V-2	94 V-2
Cable	VDE 0472 part 804	VDE 0472 part 804
Contact bearer	94 V-2	94 V-2
Approvals		
UL	UL	UL
Packaging unit		
Packaging unit	50 pieces	50 pieces

MiniQuick, fast connection, cable plug self-assembled



WITH SCREW LOCKING

Product description	ELST 3008 V	ELST 4008 V
Description	Straight cable plug, unassembled, strain relief by means of clamping cage	Straight cable plug, unassembled, strain relief by means of clamping cage
Type	ELST 3008 V	ELST 4008 V
Order No.	933 406-100	933 407-100
Type of contact	male	male
Number of contacts	3	4
Cable gland	M 9.5 x 1 diameter max. 5.5 mm	M 9.5 x 1 diameter max. 5.5 mm
Standard	IEC 61076-2-101 (Ed. 1)/ IEC 60947-5-2	IEC 61076-2-101 (Ed. 1)/ IEC 60947-5-2
Housing Color	black	black
Drawing		
Technical data		
Pin dimensions	1 mm	1 mm
Rated voltage	60 V AC/DC	60 V AC/DC
Rated current	4 A (2 A at 0.14 mm ²)	4 A (2 A at 0.14 mm ²)
Type of termination	pin penetration	pin penetration
Suitable cables	diameter 4 mm to 5 mm / 0.14 mm ² to 0.34 mm ²	diameter 4 mm to 5 mm / 0.14 mm ² to 0.34 mm ²
Core insulation of connecting leads	PVC, PETP, diameter 1.0 mm to 1.55 mm	PVC, PETP, diameter 1.0 mm to 1.55 mm
Material		
Contact material	Cu Zn	Cu Zn
Contact surface material	Au	Au
Contact bearer material	PA	PA
Housing material	PA	PA
Coupling nut material	Zn Al/Ni	Zn Al/Ni
Gasket	Viton / NBR	Viton / NBR
Environmental conditions		
Protection class (IEC 60529)	IP 67	IP 67
Pollution severity	3	3
Temperature range	-25 °C to +70 °C	-25 °C to +70 °C
Inflammability class		
Housing	94 V-2	94 V-2
Contact bearer	94 V-2	94 V-2
Approvals		
UL		
Packaging unit		
Packaging unit	100 pieces	100 pieces




CIRCULAR CONNECTORS E-SERIES M8

MiniQuick, fast connection, cable plug self-assembled



Appliance socket and appliance connector for front panel mounting



WITH SCREW LOCKING

Product description		
Description	Angled cable plug, unassembled, strain relief by means of clamping cage	Angled cable plug, unassembled, strain relief by means of clamping cage
Type	ELWIST 3008 V	ELWIST 4008 V
Order No.	933 408-100	933 409-100
Type of contact	male	male
Number of contacts	3	4
Cable gland	M 9.5 x 1 diameter max. 5.5 mm	M 9.5 x 1 diameter max. 5.5 mm
Standard	IEC 61076-2-101 (Ed. 1)/ IEC 60947-5-2	IEC 61076-2-101 (Ed. 1)/ IEC 60947-5-2
Housing Color	black	black
Drawing		
Technical data		
Pin dimensions	1 mm	1 mm
Rated voltage	60 V AC/DC	60 V AC/DC
Rated current	4 A (2 A at 0.14 mm ²)	4 A (2 A at 0.14 mm ²)
Type of termination	pin penetration	pin penetration
Suitable cables	diameter 4 mm to 5 mm / 0.14 mm ² to 0.34 mm ²	diameter 4 mm to 5 mm / 0.14 mm ² to 0.34 mm ²
Core insulation of connecting leads	PVC, PETP, diameter 1.0 mm to 1.55 mm	PVC, PETP, diameter 1.0 mm to 1.55 mm
Material		
Contact material	Cu Zn	Cu Zn
Contact surface material	Au	Au
Contact bearer material	PA	PA
Housing material	PA	PA
Coupling nut material	Zn Al/Ni	Zn Al/Ni
Gasket	Viton / NBR	Viton / NBR
Environmental conditions		
Protection class (IEC 60529)	IP 67	IP 67
Pollution severity	3	3
Temperature range	-25 °C to +70 °C	-25 °C to +70 °C
Inflammability class		
Housing	94 V-2	94 V-2
Contact bearer	94 V-2	94 V-2
Approvals		
UL		
Packaging unit		
Packaging unit	100 pieces	100 pieces


WITH SNAP OR SCREW LOCKING

Product description		
Description	Front-mounting appliance socket, screw locking, M8 x 0.5 mounting thread, metal casing, with wire ends, cast, O-ring included	Front-mounting appliance socket, screw locking, M8 x 0.5 mounting thread, metal casing, with wire ends, cast, O-ring included
Type	ELKE 3308 V FM 8 05	ELKE 4408 V FM 8 05
Order No.	933 383-100	933 382-100
Type of contact	female	female
Number of contacts	3	4
Cable material	PVC	PVC
Cable length	0.5 m	0.5 m
Conductor size	0.25 mm ²	0.25 mm ²
Standard	IEC 61076-2-101 (Ed. 1)/ IEC 60947-5-2	IEC 61076-2-101 (Ed. 1)/ IEC 60947-5-2
Housing Color	silver	silver
Drawing		
Technical data		
Pin dimensions	1 mm	1 mm
Wire stranding	3 cores per 0.25 mm ²	4 cores per 0.25 mm ²
Rated voltage	60 V AC/DC	60 V AC/DC
Rated current	4 A	4 A
Material		
Contact material	Cu Zn	Cu Zn
Contact surface material	Au	Au
Contact bearer material	PA black	PA black
Housing material	Cu Zn/Ni	Cu Zn/Ni
Gasket	NBR	NBR
Environmental conditions		
Protection class (IEC 60529)	IP 68	IP 68
Pollution severity	3	3
Temperature range	-25 °C to +90 °C	-25 °C to +90 °C
Inflammability class		
Contact bearer	94 V-2	94 V-2
Approvals		
UL		
Packaging unit		
Packaging unit	100 pieces	100 pieces
Scope of delivery and accessories		
Accessories to order separately	fastening nut ELST M M8, order no. 734 032-001	fastening nut ELST M M8, order no. 734 032-001




CIRCULAR CONNECTORS E-SERIES M8

Appliance socket and appliance connector for front panel mounting



Appliance connector press-in fit/sensor tube



WITH SNAP OR SCREW LOCKING

Product description		
Description	Front-mounting appliance connector, snap or screw locking, M8 x 0.5 mounting thread, metal casing, with wire ends, cast, O-ring included	Front-mounting appliance connector, snap or screw locking, M8 x 0.5 mounting thread, metal casing, with wire ends, cast, O-ring included
Type	ELST 3308 RV FM 8 05	ELST 4408 RV FM 8 05
Order No.	933 146-001	933 147-001
Type of contact	male	male
Number of contacts	3	4
Cable material	PVC	PVC
Cable length	0.5 m	0.5 m
Conductor size	0.25 mm ²	0.25 mm ²
Standard	IEC 61076-2-101 (Ed. 1)/ IEC 60947-5-2	IEC 61076-2-101 (Ed. 1)/ IEC 60947-5-2
Housing Color	silver	silver
Drawing		
Technical data		
Pin dimensions	1 mm	1 mm
Wire stranding	3 cores per 0.25 mm ²	4 cores per 0.25 mm ²
Rated voltage	60 V AC/DC	60 V AC/DC
Rated current	4 A	4 A
Material		
Contact material	Cu Zn	Cu Zn
Contact surface material	Au	Au
Contact bearer material	PA black	PA black
Housing material	Cu Zn/Ni	Cu Zn/Ni
Gasket	NBR	NBR
Environmental conditions		
Protection class (IEC 60529)	IP 67 (with snap locking), IP 68 (with screw locking)	IP 67 (with snap locking), IP 68 (with screw locking)
Pollution severity	3	3
Temperature range	-25 °C to +90 °C	-25 °C to +90 °C
Inflammability class		
Contact bearer	94 V-2	94 V-2
Approvals		
UL	UL	UL
Packaging unit		
Packaging unit	100 pieces	100 pieces
Scope of delivery and accessories		
Accessories to order separately	fastening nut ELST M M8, order no. 734 032-001	fastening nut ELST M M8, order no. 734 032-001

WITH SNAP OR SCREW LOCKING

Product description		
Description	Appliance connector for M8 sensors, snap or screw locking, press-in tube mounting, aperture for mini-LED (display window), metal-casing	Appliance connector for M8 sensors, snap or screw locking, press-in tube mounting, aperture for mini-LED (display window), metal-casing
Type	ELST 3308 RV LH	ELST 3308 RV LM
Order No.	933 153-001	933 154-001
Type of contact	male	male
Number of contacts	3	3
Standard	IEC 61076-2-101 (Ed. 1)/ IEC 60947-5-2	IEC 61076-2-101 (Ed. 1)/ IEC 60947-5-2
Housing Color	silver	silver
Drawing		
Technical data		
Pin dimensions	1 mm	1 mm
Rated voltage	60 V AC/DC	60 V AC/DC
Rated current	4 A	4 A
Type of termination	solder, hollow pins	solder, solid pins
Suitable cables	max. 0.25 mm ²	
Material		
Contact material	Cu Zn	Cu Zn
Contact surface material	Au	Au
Contact bearer material	PA transparent	PA transparent
Housing material	Cu ZN/Ni Cr	Cu ZN/Ni Cr
Environmental conditions		
Protection class (IEC 60529)	IP 67	IP 67
Pollution severity	3	3
Temperature range	-25 °C to +90 °C	-25 °C to +90 °C
Inflammability class		
Contact bearer	94 V-2	94 V-2
Approvals		
UL	UL	UL
Packaging unit		
Packaging unit	100 pieces	100 pieces



CIRCULAR CONNECTORS E-SERIES M8

Appliance connector press-in fit/sensor tube



WITH SNAP OR SCREW LOCKING

Product description	ELST 4408 RV LH	ELST 4408 RV LM	ELST 3308 RV KH	ELST 3308 RV KM	ELST 4408 RV KH	ELST 4408 RV KM
Description	Appliance connector for M8 sensors, snap or screw locking, press-in tube mounting, aperture for mini-LED (display window), metal-casing	Appliance connector for M8 sensors, snap or screw locking, press-in tube mounting, aperture for mini-LED (display window), metal-casing	Appliance connector for M8 sensors, snap or screw locking, press-in tube mounting, metalcasing, short model	Appliance connector for M8 sensors, snap or screw locking, press-in tube mounting, metalcasing, short model	Appliance connector for M8 sensors, snap or screw locking, press-in tube mounting, metalcasing, short model	Appliance connector for M8 sensors, snap or screw locking, press-in tube mounting, metalcasing, short model
Type	ELST 4408 RV LH	ELST 4408 RV LM	ELST 3308 RV KH	ELST 3308 RV KM	ELST 4408 RV KH	ELST 4408 RV KM
Order No.	933 158-001	933 159-001	933 392-001	933 391-001	933 394-001	933 393-001
Type of contact	male	male	male	male	male	male
Number of contacts	4	4	3	3	4	4
Standard	IEC 61076-2-101 (Ed. 1)/ IEC 60947-5-2	IEC 61076-2-101 (Ed. 1)/ IEC 60947-5-2	IEC 61076-2-101 (Ed. 1)/ IEC 60947-5-2	IEC 61076-2-101 (Ed. 1)/ IEC 60947-5-2	IEC 61076-2-101 (Ed. 1)/ IEC 60947-5-2	IEC 61076-2-101 (Ed. 1)/ IEC 60947-5-2
Housing Color	silver	silver	silver	silver	silver	silver
Drawing						
Technical data						
Pin dimensions	1 mm	1 mm	1 mm	1 mm	1 mm	1 mm
Rated voltage	60 V AC/DC	60 V AC/DC	60 V AC/DC	60 V AC/DC	60 V AC/DC	60 V AC/DC
Rated current	4 A	4 A	4 A	4 A	4 A	4 A
Type of termination	solder, hollow pins	solder, solid pins	solder, hollow pins	solder, solid pins	solder, hollow pins	solder, solid pins
Suitable cables	max. 0.25 mm ²		max. 0.25 mm ²		max. 0.25 mm ²	
Material						
Contact material	Cu Zn	Cu Zn	Cu Zn	Cu Zn	Cu Zn	Cu Zn
Contact surface material	Au	Au	Au	Au	Au	Au
Contact bearer material	PA transparent	PA transparent	PA transparent	PA transparent	PA transparent	PA transparent
Housing material	Cu ZN/Ni Cr	Cu ZN/Ni Cr	Cu ZN/Ni	Cu ZN/Ni	Cu ZN/Ni	Cu ZN/Ni
Environmental conditions						
Protection class (IEC 60529)	IP 67	IP 67	IP 67	IP 67	IP 67	IP 67
Pollution severity	3	3	3	3	3	3
Temperature range	-25 °C to +90 °C	-25 °C to +90 °C	-25 °C to +90 °C	-25 °C to +90 °C	-25 °C to +90 °C	-25 °C to +90 °C
Inflammability class						
Housing						
Cable						
Contact bearer	94 V-2	94 V-2	94 V-2	94 V-2	94 V-2	94 V-2
Approvals						
UL	UL	UL	UL	UL	UL	UL
Packaging unit						
Packaging unit	100 pieces	100 pieces	100 pieces	100 pieces	100 pieces	100 pieces

CIRCULAR CONNECTORS E-SERIES M8

Accessories E-series M8




CIRCULAR CONNECTORS E-SERIES M8

Product description		
Description	Fastening nut with M8 thread	
Type	ELST-M M8	
Order No.	734 032-001	
Type of contact		
Number of contacts		
Cable gland		
Cable diameter		
Conductor size		
Standard		
Housing Color	silver	
Drawing		
Technical data		
Pin dimensions		
Rated voltage		
Rated current		
Contact resistance		
Type of termination		
Suitable cables		
Material		
Contact surface material		
Contact bearer material		
Housing material		
Environmental conditions		
Protection class (IEC 60529)		
Temperature range		
Packaging unit		
Packaging unit	100 pieces	
Scope of delivery and accessories		
Scope of delivery		
Accessories to order separately	accessory for M8 appliance socket/connector	

THE LARGE PROFESSIONAL SENSOR.

Fixed sizes for the future: the E-series M12 and FIXCON®.



Challenges are a routine matter for the circular connectors of the E-series M12 or FIXCON®: inductive or capacitive proximity switches, photoelectric barriers, flow monitoring devices, pressure switches, limit switch connections, photoelectric barriers, AS interface bus components and field bus components – the best is just good enough. And in order to ensure a particularly long life, Hirschmann circular connectors are protected against dust and moisture and are resistant to many oils and chemical substances.

The ergonomic design of E-series makes handling easier; as a result, the connection of sensor and actuator technology in automation systems as for example in automatic installation units and machine tools can be done quickly and promptly. Our engineered design prevents the accidental unscrewing of the coupling nut. This provides an additional advantage in terms of safety in all fields of application that are subject to high vibration loads, for example in conveyor belt equipment and automatic punch presses. It is especially in the FIXCON® series that these quick connect, push-lock capabilities provide an important advantage in terms of speed of use in daily operations.

Hirschmann circular connectors are used in all sensor and actuator device applications in automation technology – particularly where the risk of vibrations is especially high.

The E-series M12 with plug design as per IEC 61076-2-101 (Ed. 1) can be obtained in the design type with screw locking M12x1, and also in a shielded version if so desired.

